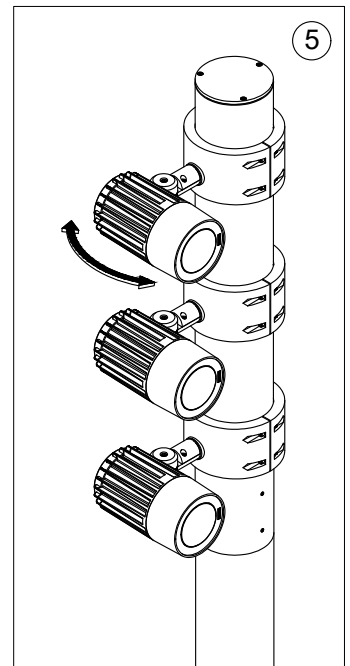
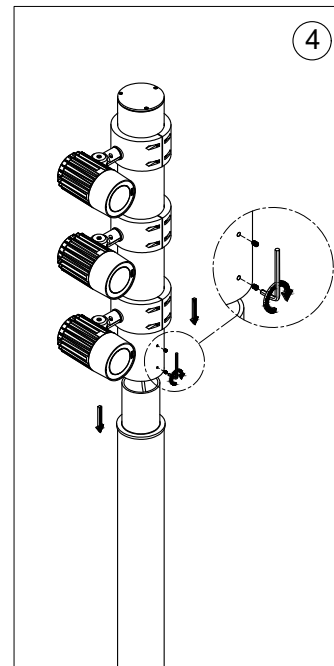
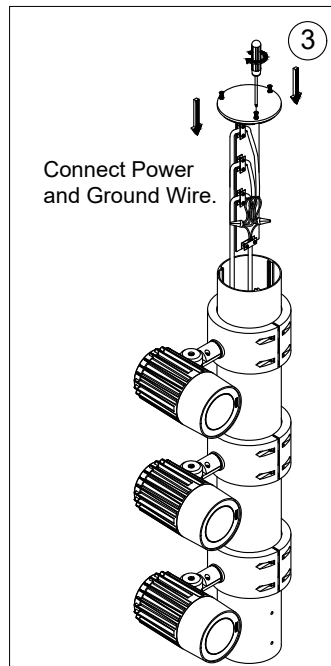
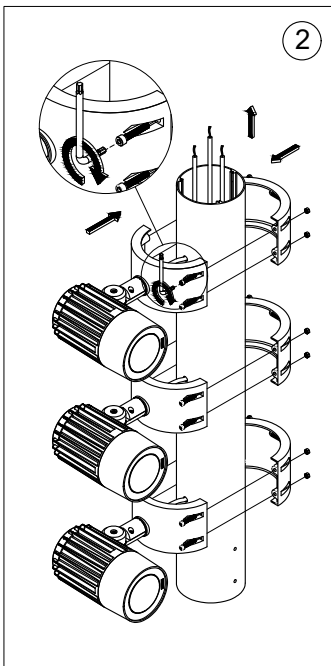
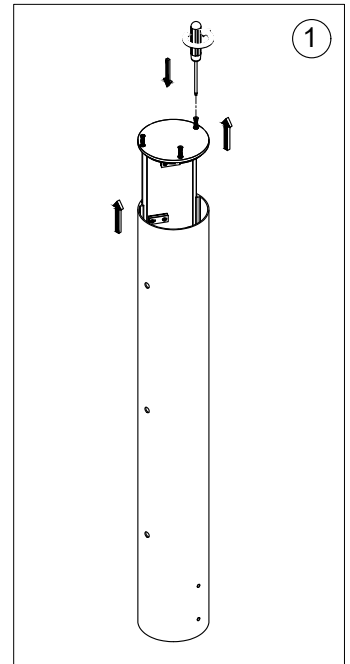
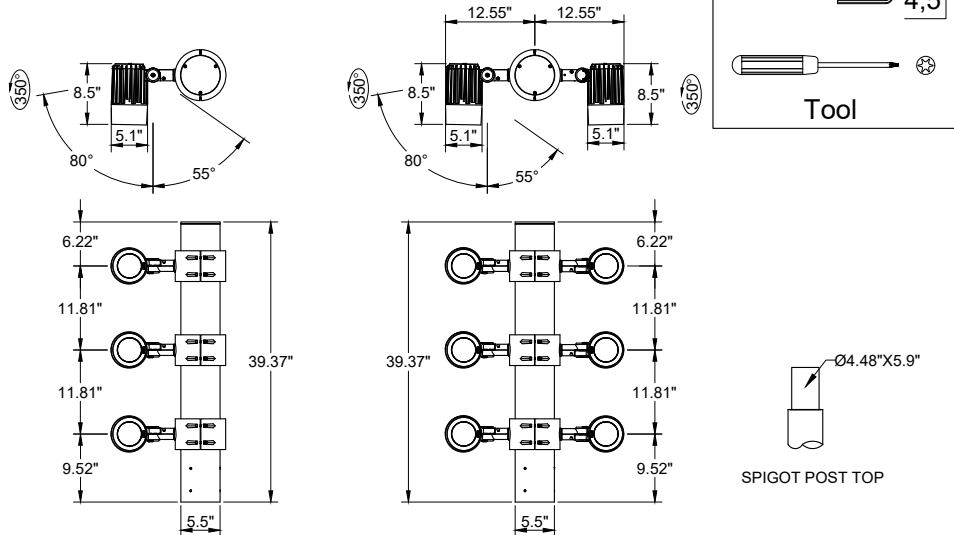


# INSTALLATION AND SERVICE MANUAL

**LIGMAN**  
NORTH AMERICA

For Installation of Odessa Medium Single & Double Side Cluster Column  
(Threaded Knuckle Mount Cluster Column Fixture Mount Only)  
Model. UOD-210xx

## PRODUCT DRAWING (DIMENSIONS) SUITABLE FOR WET LOCATIONS



### Notice to installer :

- 1.WIRING INSTRUCTIONS** Warning : RISK OF FIRE AND ELECTRICAL SHOCK. : FIXTURE MUST BE INSTALLED BY A QUALIFIED ELECTRICIAN ONLY>FIXTURE IS INTENDED FOR INSTALLATION IN ACCORDANCE WITH THE NATIONAL ELECTRICAL CODE, LOCAL AND FEDERAL CODE SPECIFICATIONS. DISCONNECT POWER BEFORE SERVICING.
- 2.This fixture has a VOLTAGE SPECIFIC BALLAST,**Check that the supply voltage is the same as the installed ballast voltage.

**Ligman Lighting USA**

7144 NE Progress Court, Hillsboro  
Oregon, 97124, USA  
Tel : 503 645 0500 | Fax : 503 645 8100

www.ligmanlightingusa.com

UOD-210xx(TKM Cluster Column Fixture Mount Only) 09/08/2024 REV\_0  
1/1

FM-TS-13-1/13-05-2563/Rev.6